


# Let's Learn Animal Names in Quapaw!

Before you learn to say animal names in Quapaw, you'll learn how to make the sounds of a few special letters.

Each letter you see on the caterpillar makes a different sound!



á	
í	
ó	
š	
ž	
é	

# Coloring Activity

Read the okáxpá íé (Quapaw word) and color the picture.




maštíke




šókeáknj




síkka



sjté šta



šóke



jtá kdéže

# Write & Speak Animal Names in Quapaw

Trace the Quapaw words and practice saying each word ten times.



šókeáknj

HORSE



jtta kdeže

CAT




šóke

DOG



maštjke

RABBIT



sjtte šta

PIG




sikka

CHICKEN

# Matching Activity

Write the okáxpá íé (Quapaw word) for each animal on the line.



šókeáknj  
jttá kdéže

Word Bank  
síkká  
maštjke

sjtté šta  
šóke

# Sticker Fun!

Place the right animal sticker in the box that has the matching word.

síkka

CHICKEN

sıtté šta

PIG

maštjke

RABBIT

šoꞤke

DOG

ıttá kdéže

CAT

šoꞤkeáknj

HORSE